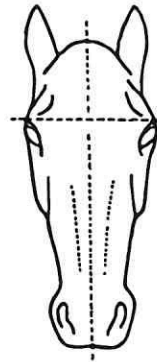
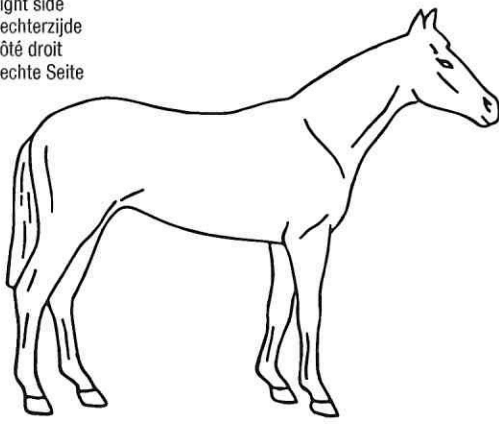


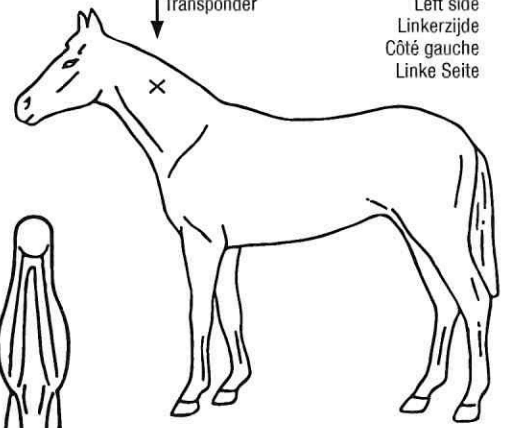
Right side
Rechterzijde
Côté droit
Rechte Seite



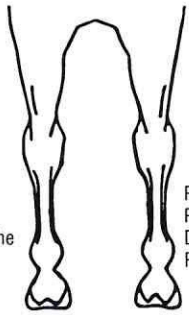
Facial markings
Aftekeningen hoofd
Visage
Abzeichen Kopf

Transponder

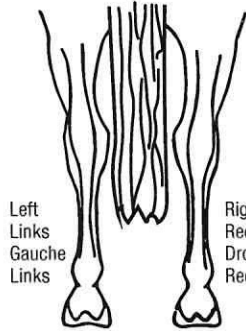
Left side
Linkerzijde
Côté gauche
Linke Seite



Left
Links
Gauche
Links

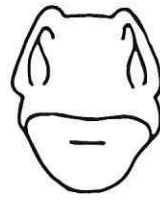


Right
Rechts
Droit
Rechts

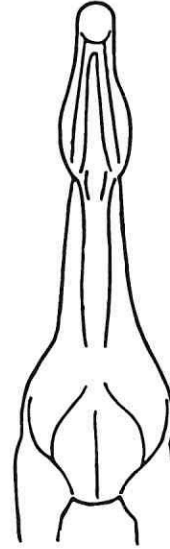


Left
Links
Gauche
Links

Right
Rechts
Droit
Rechts



Muzzle
Mond
Nez
Maul



Neck - under side
Hals - onderaanzicht
Encolure - vue inférieure
Hals - Ansicht von unten

Forelegs - rear view
Voorbenen - achteraanzicht
Antérieurs - vue postérieure
Vorderbeine - Ansicht von hinten

Hindlegs - rear view
Achterbenen - achteraanzicht
Postérieurs - vue postérieure
Hintenbeine - Ansicht von hinten

1 Written description should be typed or written in block capitals

2 Written description and diagram should agree

3 All white markings should be hatched in red

4 Whorls must be shown thus 'x' and described below in detail

5 All identifying features should be marked - a minimum of five are required

*Name		*Date of birth		Sex	<input type="checkbox"/> Male <input type="checkbox"/> Female
Colour		Date of examination		Was this animal identified as a foal when still on its Dam?	<input type="checkbox"/> Yes <input type="checkbox"/> No
*Sire (PERE)		*Dam (MERE)			

*These items are based on information supplied by the owner or his / her agent

Head (tête)	
L.F. (A.G.)	
R.F. (A.D.)	
L.H. (P.G.)	
R.H. (P.D.)	
Body (corps)	
Markings (Marques acquises)	
Chip number	Please add microchip barcode here
	Signature*
	Stamp

* Signature and stamp of the veterinarian or qualified person or competent authority / Signature et cachet du vétérinaire ou de la personne qualifiée ou de l'autorité compétente.

Once completed please return to AES This form has to be completed by a veterinarian or qualified person